



Most Widely Accepted and Trusted

ICC-ES Evaluation Report

ESR-1461

ICC-ES | (800) 423-6587 | (562) 699-0543 | www.icc-es.org

Reissued 03/2018
This report is subject to renewal 03/2019.

DIVISION: 06 00 00—WOOD, PLASTICS AND COMPOSITES

SECTION: 06 50 00—STRUCTURAL PLASTICS

SECTION: 06 53 00—PLASTIC DECKING

SECTION: 06 63 00—PLASTIC RAILINGS

REPORT HOLDER:

MASTER MARK PLASTICS PRODUCTS

**210 AMPE DRIVE
PAYNESVILLE, MINNESOTA 56362**

EVALUATION SUBJECT:

**MASTER MARK RHINO COMPOSITE DECKING (ALSO KNOWN AS ALL SEASON,
ARMADILLO, WOODLAND, SEASONS, NORTH DEX AND WEST STAR); MASTER
MARK RHINO RAILING SYSTEMS**



Look for the trusted marks of Conformity!

"2014 Recipient of Prestigious Western States Seismic Policy Council (WSSPC) Award in Excellence"



A Subsidiary of

ICC-ES Evaluation Reports are not to be construed as representing aesthetics or any other attributes not specifically addressed, nor are they to be construed as an endorsement of the subject of the report or a recommendation for its use. There is no warranty by ICC Evaluation Service, LLC, express or implied, as to any finding or other matter in this report, or as to any product covered by the report.



ICC-ES Evaluation Report

ESR-1461

Reissued March 2018

This report is subject to renewal March 2019.

www.icc-es.org | (800) 423-6587 | (562) 699-0543

A Subsidiary of the International Code Council®

DIVISION: 06 00 00—WOOD, PLASTICS AND COMPOSITES

Section: 06 50 00—Structural Plastics

Section: 06 53 00—Plastic Decking

Section: 06 63 00—Plastic Railings

REPORT HOLDER:

MASTER MARK PLASTICS PRODUCTS

210 AMPE DRIVE

PAYNESVILLE, MINNESOTA 56362

(320) 845-2111

www.mastermark.com

ndemuth@mastermark.com

EVALUATION SUBJECT:

MASTER MARK RHINO COMPOSITE DECKING (ALSO KNOWN AS ALL SEASON, ARMADILLO, WOODLAND, SEASONS, NORTH DEX AND WEST STAR); MASTER MARK RHINO RAILING SYSTEMS

1.0 EVALUATION SCOPE

1.1 Compliance with the following codes:

- 2012, 2009 and 2006 *International Building Code*® (IBC)
- 2012, 2009 and 2006 *International Residential Code*® (IRC)
- 2013 *Abu Dhabi International Building Code* (ADIBC)[†]

[†]The ADIBC is based on the 2009 IBC. 2009 IBC code sections referenced in this report are the same sections in the ADIBC.

Properties evaluated:

- Structural
- Durability
- Surface-burning characteristics

1.2 Evaluation to the following green code(s) and/or standards:

- 2016 California Green Building Standards Code (CALGreen), Title 24, Part 11
- 2015, 2012 and 2008 ICC 700 *National Green Building Standard*™ (ICC 700-2015, ICC 700-2012 and ICC 700-2008)

Attributes verified:

- See Section 3.1

2.0 USES

The Master Mark Rhino Composite Decking Boards described in this report are limited to exterior use as deck boards for balconies, porches, stair treads and decks for

buildings of Type V-B (IBC) construction, and dwellings constructed in accordance with the IRC. The Master Mark Rhino Railing Systems described in this report are limited to exterior use as guards for balconies, porches, and decks. The products described in this report are used in exterior applications in (1) any occupancy group in buildings of Type V-B (IBC) construction and other types of construction in applications where untreated wood is permitted by IBC Section 1406.3, exception 2; and (2) dwellings constructed in accordance with the IRC.

3.0 DESCRIPTION

3.1 General:

Master Mark Rhino Composite Decking boards and Master Mark Rhino Railing Systems are made from a manufactured composite material that consists of at least 50 percent wood fibers by weight, with the remainder of the material being a thermoplastic polymer plastic. The deck boards and railing are manufactured by an extrusion process in accordance with the approved quality control manual, to produce comparable lumber-sized members and railing components. Master Mark Rhino Composite Decking board (other than Armadillo), and Master Mark Rhino Railing are manufactured in acorn brown, adobe, barnwood gray, earth, chestnut, sand and slate colors. The Armadillo deck boards are made from the same materials as the other Rhino Composite Decking Boards except that a 0.03 inch-thick (0.8 mm) layer of cap stock is applied around the exterior of the board. The Armadillo deck boards are available in painted desert, canyon gray, driftwood and Sedona colors.

The attributes of the composite deck boards have been verified as conforming to the provisions of (i) CALGreen Section A5.406.1.2 for reduced maintenance; (ii) ICC 700-2015 and ICC 700-2012 Sections 602.1.6 and 11.602.1.6 for termite-resistant materials and Sections 601.7, 11.601.7, and 12.1(A).601.7 for site-applied finishing materials; and (iii) ICC 700-2008 Section 602.8 for termite-resistant materials and Section 601.7 for site-applied finishing materials. Note that decisions on compliance for those areas rest with the user of this report. The user is advised of the project-specific provisions that may be contingent upon meeting specific conditions, and the verification of those conditions is outside the scope of this report. These codes or standards often provide supplemental information as guidance. See Section 5.9 for limitations on termite-resistance use.

3.2 Deck Board:

3.2.1 General: The Master Mark Rhino deck board is manufactured in nominal dimensions as noted in Table 1.

Figure 1 provides dimensioned cross-sectional profiles of the boards.

3.2.2 Durability: When subjected to weathering, insect attack, and other decaying elements, material used to manufacture the Master Mark Rhino deck boards described in this report is equivalent in durability to code-complying preservative-treated or naturally durable lumber when used in locations described in Section 2.0 of this report. Master Mark products have been evaluated for structural performance when exposed to temperatures ranging from 20°F (29°C) to 125°F (52°C).

3.2.3 Surface-burning Characteristics: When tested in accordance with ASTM E84, the Master Mark Rhino deck boards described in this report have a flame-spread index of no greater than 200.

3.3 Guards:

3.3.1 General: Master Mark Rhino Railing Systems are guards consisting of post sleeves and caps, top and bottom rails, a top-rail reinforced with a T6061 aluminum stiffener, balusters, and a bottom-rail support block. The Master Mark Rhino Railing System components are wood thermoplastic composite lumber (WTCL) as described in Section 3.1.

3.3.2 Master Mark Rhino Deck Railing: The height of the railing assembly is 42 inches (1067 mm) above the walking surface. The top rails are 3¹/₄ inches (83 mm) wide by 2⁷/₁₆ inches (62 mm) deep. The bottom rails are 3⁵/₁₆ inches (84 mm) wide by 2³/₈ inches (60 mm) deep. The Master Mark Rhino balusters have a solid 1³/₁₆-inch-square (30 mm) profile, and are 43 inches (1092 mm) long, spaced 4³/₄ inches (121 mm) on center. The Post Sleeves are nominally 4 inches (102 mm) square and have a wall thickness of 0.125 inch (3.2 mm). Refer to Figure 2 for dimensioned profiles of the post sleeves, top and bottom rails and balusters.

3.3.3 Durability: When subjected to weathering, insect attack, and other decaying elements, the material used to manufacture Master Mark Rhino Composite Railing is equivalent in durability to code-complying, preservative-treated or naturally durable lumber when used in locations described in Section 2.0 of this report. Master Mark Rhino Railing has been evaluated for structural performance when exposed to temperatures ranging from -20°F (-29°C) to 125°F (52°C).

3.3.4 Surface-burning Characteristics: When tested in accordance with ASTM E84, Master Mark Rhino Railing has a flame-spread index of no greater than 200.

4.0 DESIGN AND INSTALLATION

4.1 General:

Installation of the Master Mark Rhino Composite Decking and Master Mark Rhino Railing Systems described in this report must comply with this report and the manufacturer's published installation instructions. The manufacturer's published installation instructions must be available at the jobsite at all times during installation. When the manufacturer's published installation instructions differ from this report, this report governs.

4.2 Deck Boards:

4.2.1 General The Master Mark Rhino Composite Decking deck boards must be installed with a minimum board edge spacing (gap between the sides of the boards) of ³/₁₆ inch (4.8 mm), and a minimum deck board end spacing of ¹/₁₆ inch (1.6 mm) for every 16-foot (4.88 m) length of board for every 20°F (11°C) temperature

difference between the temperature at time of installation and the maximum temperature that can be expected.

4.2.2 Allowable Spans: Table 1 lists allowable spans for Master Mark Rhino decking installed perpendicular to the support framing. Table 2 lists the Master Mark Rhino deck boards permitted to be used as stair treads provided the maximum span does not exceed 11 inches (279 mm).

4.2.3 Deck boards must be attached to the framing with No. 8 by 2¹/₂-inch (64 mm) stainless steel screws for the nominal 2-by-4 and 2-by-6 boards, and No. 8 by 2¹/₄-inch (57 mm) for nominally 5/4-by-5.5 solid core boards. Screws must be placed a minimum of 2³/₄ inches (70 mm) from the end of each deck board and ³/₄ inch (19 mm) from edges. For the groove deckboards, one screw must be installed at each supporting framing member at 16 or 24 inches (406 or 610 mm) along the outer edge of each deck board. The inner edge of each deck board must be fastened using a Rhino Vision Clip and a No. 7 by 2¹/₂-inch-long (64 mm) screw attached to the edge groove at each supporting member. For driven fasteners having a diameter equal to 0.148 inch (3.8 mm) or less, Master Mark Plastic Products recommends pre-bored holes. For driven fasteners having a diameter greater than 0.148 inch (3.8 mm), pre-bored holes are required. The diameter of the bored hole must not exceed 90 percent of the fastener diameter.

4.2.4 Deck Boards Used as Stair Treads: Master Mark Rhino nominally 5/4-by-5.5 solid core deck boards meet the code-prescribed concentrated load of 300 lbf (1.33 kN) when installed at a maximum center-to-center spacing of 11 inches (279 mm), and must have a minimum of two continuous spans over three supports.

4.3 Guards:

4.3.1 General: Refer to Table 3 and Figure 3 for installation details concerning the Master Mark Rhino Railing Systems.

4.3.2 Structural: Master Mark Rhino Railing Systems resist the loads specified in Section 1607.8.1 of the 2012 IBC, Section 1607.7.1 of the 2009 and 2006 IBC and Table R301.5 of the IRC, when installed as prescribed in Table 2.

4.3.3 Installation: Each vertical baluster must be secured at the top to a horizontal baluster with a No. 8 by 2¹/₄-inch-long (57 mm) wood screw. The top rail is designed to have the horizontal baluster fit tight in the groove on the bottom of the rail. The bottom of each baluster must be secured to the bottom rail with a No. 8 by 2¹/₄-inch-long (57 mm) screw. The top and bottom rail support brackets are attached to the support posts with ⁵/₁₆-inch-by-4-inch-long (8 mm by 102 mm) screws and the rails are attached to the support brackets with No.8 by-2 inch-long (51 mm) screws, per manufacturer's installation instructions.

5.0 CONDITIONS OF USE

The Master Mark Rhino Composite Decking and Railing described in this report comply with, or are suitable alternatives to what is specified in, those codes listed in Section 1.0 of this report, subject to the following conditions:

5.1 The Master Mark Rhino Composite Decking described in this report is limited to exterior use as deck boards for balconies, porches, stair treads, and decks for buildings of Type V-B (IBC) construction, and dwellings constructed in accordance with the IRC; and the Master Mark Rhino Railing Systems described in this report is limited to exterior guards (1) any occupancy group in buildings of Type V-B (IBC) construction and other types of construction in applications where untreated wood is permitted by

IBC Section 1406.3, Exception 2, and (2) dwellings constructed in accordance with the IRC.

- 5.2 Master Mark Rhino deck boards must be directly fastened to supporting construction. Where required by the code official, engineering calculations and construction documents consistent with this report must be submitted for approval. The calculations must verify that the supporting construction complies with the applicable building code requirements and is adequate to resist the loads imparted upon it from the products and systems discussed in this report. The documents must contain details of the attachment to the supporting structure consistent with the requirements of this report. The documents must be prepared by a registered design professional where required by the statutes of the jurisdiction in which the project is to be constructed.
- 5.3 Adjustment factors outlined in the AF&PA *National Design Specification for Wood construction* and applicable codes must not apply to the allowable capacity and maximum spans for Rhino deck boards.
- 5.4 The compatibility of the fasteners with the supporting construction, including chemically treated wood, is outside the scope of this report.
- 5.5 Master Mark Rhino deck boards must be gapped to permit adequate drainage in accordance with Section 4.2.1 and the manufacturer's instructions.
- 5.6 Master Mark Rhino deck boards must not be attached to any solid surface or watertight flooring system,

such as sheathing, waterproof membranes, concrete, roof decks, or patios.

- 5.7 Master Mark Rhino deck boards must be fastened directly to floor joists having adequate strength and stiffness in accordance with the applicable code.
- 5.8 The use of wood posts, with or without post sleeves, is outside the scope of this report.
- 5.9 Evaluation of the deck boards and guardrail systems for resistance to Formosan termites is outside the scope of this report.
- 5.10 The products are produced by Master Mark Plastic Products, Inc., at their facility located in Paynesville, Minnesota, under a quality control program with inspections by ICC-ES.

6.0 EVIDENCE SUBMITTED

Data in accordance with the ICC-ES Acceptance Criteria for Deck Board Span Ratings and Guardrail Systems (Guards and Handrails) (AC174), dated January 2012.

7.0 IDENTIFICATION

Each piece of product must be identified by a stamp or nonremovable label noting the name of the product and the manufacturer ("Master Mark Plastic Products"); the evaluation report number (ESR-1461).

TABLE 1—DECK BOARD SPAN RATINGS^{1,2}

NOMINAL DIMENSIONS (inches)	Maximum Span (in)	Allowable Capacity (lbf/ft ²)
5/4-by-5.5 Solid Core	16	100
5/4-by-5.5 Vision Groove	16	100
2-by-4 Solid Core	24	100
2-by-6 Solid Core	24	100
5/4-by-5.5 Armadillo Solid	16	100
5/4-by-5.5 Armadillo Groove	16	100

For **SI**: 1 inch = 25.4 mm, 1 psf = 47.9 Pa.

¹Maximum span is measured center-to-center perpendicular of the supporting construction.

²Maximum allowable capacity is adjusted for durability. No further increases are permitted.

TABLE 2—MAXIMUM STAIR TREAD SPANS

DECK BOARD USED AS STAIR TREAD	MAXIMUM SPAN (in) ^{1,2}
Master Mark Rhino solid deck board (5/4-by-5.5)	11.0
Master Mark Rhino Armadillo solid deck board (5/4-by-5.5)	11.0

¹Maximum span is measured center-to-center of the support framing.

²Based on minimum two-span installation.

TABLE 3—MAXIMUM GUARDRAIL SYSTEM SPANS¹

PRODUCT NAME/COMPONENT	APPLICABLE BUILDING CODE ²		MAXIMUM SPAN ^{3,4} (ft-in)
	IBC	IRC	
Master Mark Rhino Railing Systems	Yes	Yes	6 -0

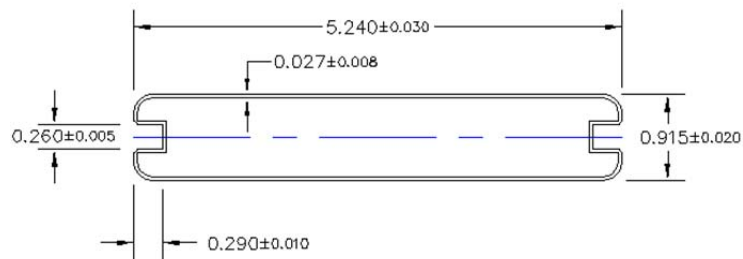
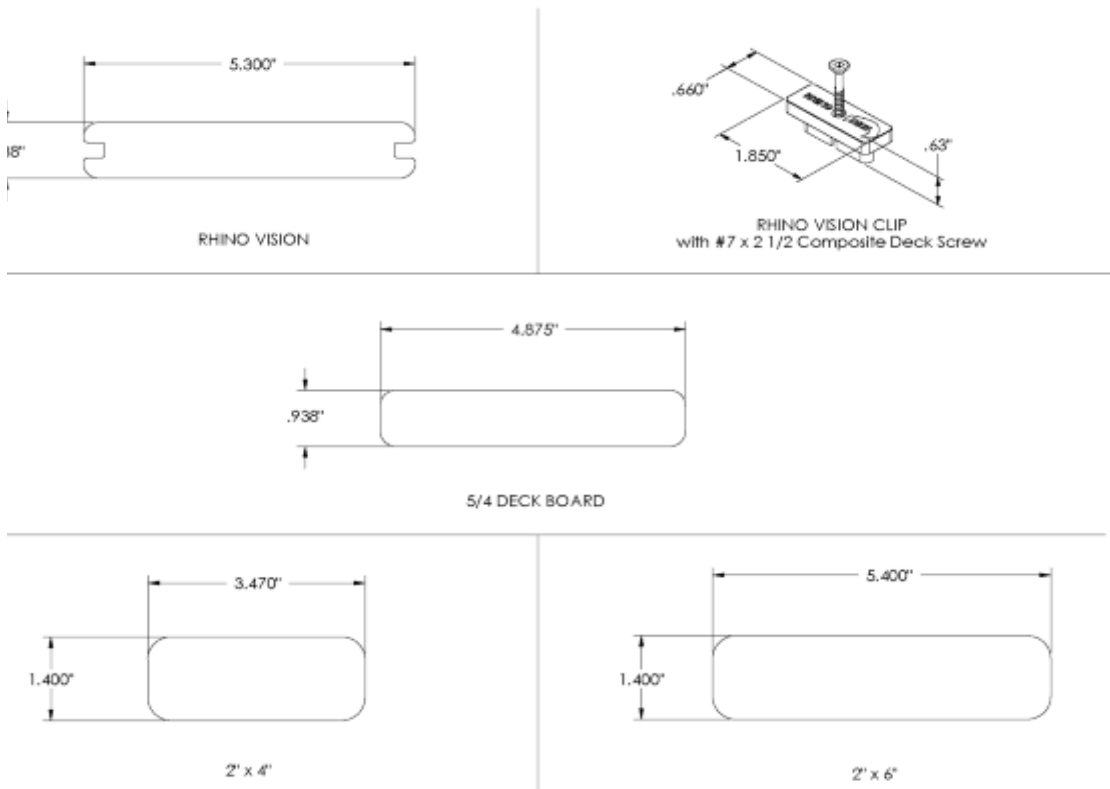
For **SI**: 1 inch = 25.4 mm; 1 ft = 305 mm.

¹The ability of the supporting construction to resist the reactionary loads must be justified to the satisfaction of the code official.


²Indicates compliance with the respective building codes.

³Maximum span is measured from inside-to-inside of the posts or from edge-of-building to inside-of-post or edge-of-building where the rail is supported directly by the building.

⁴Maximum allowable span has been adjusted for durability. No further increases are permitted.



Armadillo Groove



Armadillo Solid

FIGURE 1—RHINO DECK COMPOSITE DECK BOARD

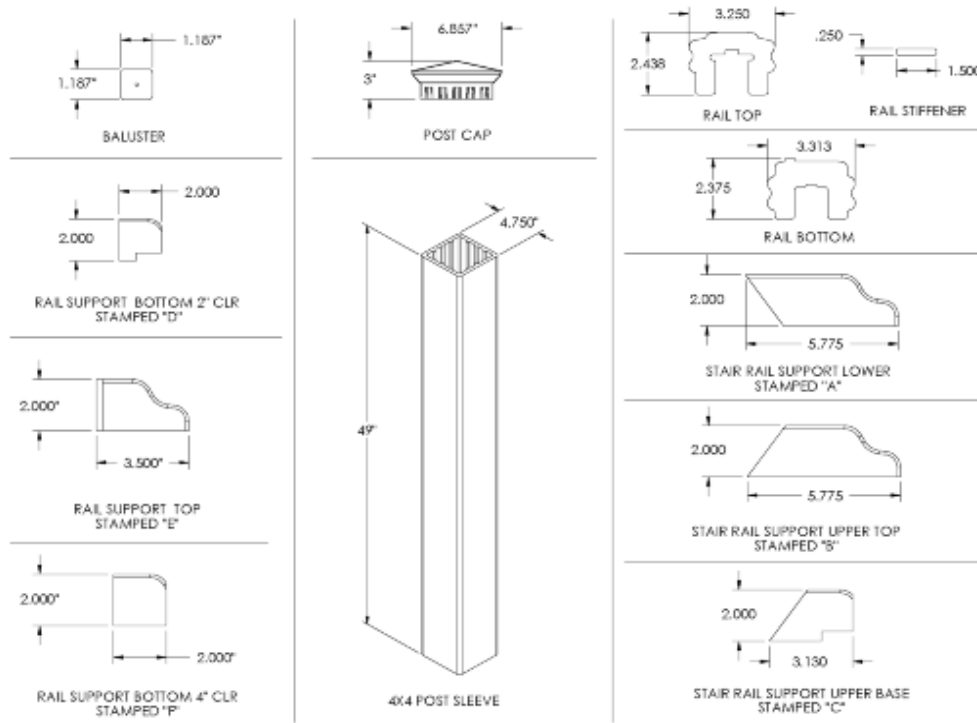


FIGURE 2—SECTIONAL VIEW OF RAIL COMPONENTS

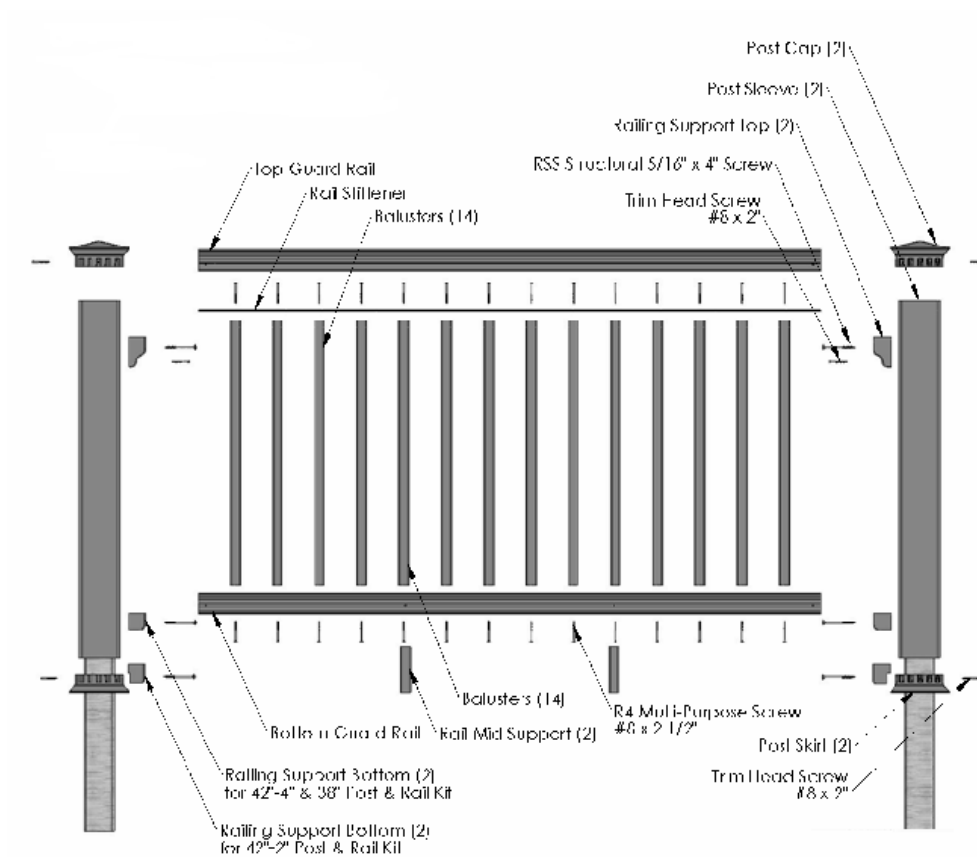


FIGURE 3—RHINO RAILING SYSTEM ASSEMBLY